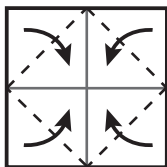
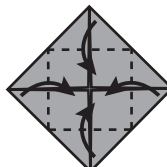


- 1** Fold along the dotted lines and unfold



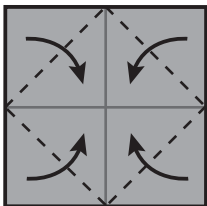
- 2** Fold along the dotted lines



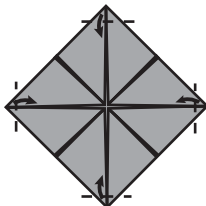
- 3** Fold along the dotted lines



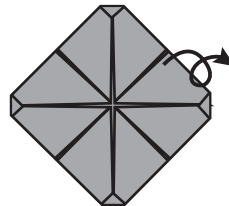
- 4** Turn the model over



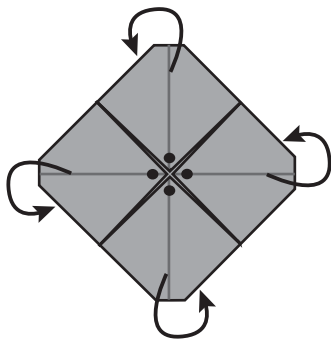
- 5** Fold along the dotted lines



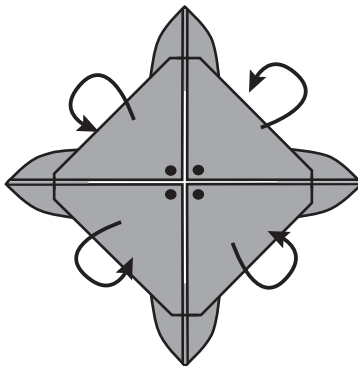
- 6** Fold along the dotted lines




- 7** Turn the model over



- 8** Take tips at • and fold inside out



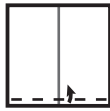
- 9** Take tips at • and fold inside out



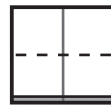
Water lily



- 1** Fold along the dotted line and unfold



- 2** Fold along the dotted line



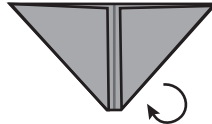
- 3** Fold along the dotted line



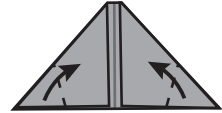
- 4** Turn the model 180°



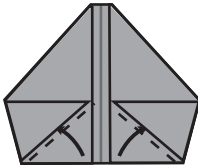
- 5** Fold along the dotted lines



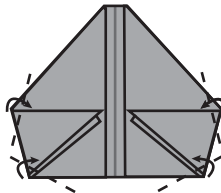
- 6** Turn the model 180°



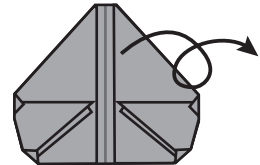
- 7** Fold along the dotted lines to create paper flaps



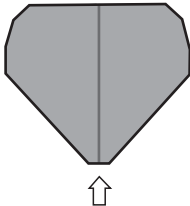
- 8** Tuck the paper flaps into the pockets




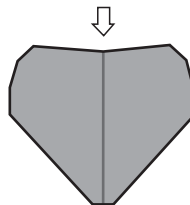
- 9** Fold along the dotted lines





- 10** Turn the model over



- 11** Blow up the model from 



- 12** Push down the model from 



Heart